

## THE PROFI-LINE II

Portable compressors for toughest operations

- › 140–320 l/min
- › 225/330 bar
- › ALU-FRAME
- › OCEAN PROOF



### **The PROFI-LINE II- State of the Art - when referring to toughness and equipment.**

Corrosion-resistant components allow smooth operation even under toughest climatical conditions. The newly developed blocks are the heart of the package, which was made for extremely tough continuous operation. An optional accessories programme allows the customer to tailor the compressor to meet their particular needs. The hightech-P-filter systems guarantee purest breathing air acc. to DIN EN 12021.

## PROFESSIONAL QUALITY - CUSTOM TAILORED TO MEET PARTICULAR REQUIREMENTS

### INDESTRUCTIBLE

The driving gear is suitable for short running as well as continuous operation. The 4 stage construction and the heavy duty industrial roller bearings guarantee maximum lifetime for all professional applications.

The first stage and the high pressure final stage are equipped with high-tech polymer piston rings, which proved their outstanding wear and tear properties in several endurance tests in an independent Quality Inspection Centre. The maintenance-free low pressure oil pump guarantees reliable lubrication.

### RESISTANT


A newly developed, supra-light aluminium chassis guarantees the best protection against corrosion! Interstage and afterstage coolers made of stainless steel resist the toughest climatical conditions. The vibration reducing construction of the motor rocker stands for smooth compressor operation as well as self-tensioning of the v-belt.

### ECONOMIC

A filter cartridge of the SUPER-TRIPLEX P31 fills up to 230 diving cylinders\*. Optional for MARINER: P41 filter system for up to 530 diving cylinder fillings\*.

\* 10 liter diving cylinder at 20°C ambient temperature and 200 bar

#### CAPITANO 140




For professional applications, where toughness, compactness and weight is of importance.

#### MARINER 200



With 200 l/min. it is the most versatile among the units of the PROFI-LINE II. Crash frame in series.

#### MARINER 250



Even more performance and equipped with the SUPER TRIPLEX P 31 in series.

#### MARINER 320




With 320 l/min, the MARINER 320 is the most powerful portable compressor worldwide!



## CONVINCING SCOPE OF SUPPLY



Compressor control



Corrosion free safety filling devices



Trolley



P41 filter system

## SCOPE OF SUPPLY


OPTIONS	CAPITANO 140	MARINER 200	MARINER 250	MARINER 320
B-TIMER	☐	☐	☐	☑
Filling devices	1	2	2	4
Trolley	☐	☐	☐	☐
Handle	☑	☑	☑	☑
Crash frame	☐	☑	☑	☑
Comp. control/automatic condensate drain	☐	☐	☐	☐
Filter system TRIPLEX® P21	☑	☑		
Filter system TRIPLEX® P31	☐	☐	☑	☑
Filter system P41		☐	☐	☐
SECURUS filter monitoring <sup>1)</sup>		☐	☐	☐
Telescopic intake tube	☐	☐		

☑ standard scope of supply | ☐ optional | 1) Only in combination with filter system P41, not on units with combustion engine

## ACCESSORIES FROM A TO Z



B-TIMER for filter monitoring



Automatic condensate drain

➤ **AUTOMATIC CONDENSATE DRAIN\***

for efficient and safe drainage

➤ **B-TIMER**

allows the comfortable monitoring of filter exchange and maintenance intervals

➤ **COMPRESSOR CONTROL\*\***

for auto switch-off when final pressure is reached or oilpressure drops down

➤ **CRUSH FRAME**

protects the unit and is required for mounting accessories on the CAPITANO 140

➤ **P41 FILTER SYSTEM**

higher filter capacity for units with continuous operation

➤ **SECURUS \*\*\***

supervision of breathing air quality and maximum exploitation of the cartridge capacity

➤ **TELESCOPIC INTAKE TUBE\*\*\*\***

for air intake of units with combustion engine

➤ **TROLLEY**

for easy transportation of the unit

\* only available together with compressor control

\*\*\* only available together with filter system P41 and electrical control

\*\* in 3-phase version only available together with automatic condensate drain

\*\*\*\*standard scope of supply with intake hose, only on units with combustion engine

## TECHNICAL DATA

Type	Drive	FAD	RPM	Filling rate	Drive		Filter system TRIPLEX®	Dimensions (app. cm)			Weight net (app. kg)
					kW	PS		L	W	H	
<b>max. 330 bar<sup>1)</sup></b>		<b>l/min<sup>2)</sup></b>	<b>min<sup>-1</sup></b>	<b>min<sup>3)</sup></b>							
CAPITANO 140-B	4-stroke-petrol	140	1300	1,4	4,0	5,5	P21	115	52	55	95
CAPITANO 140-E	3-phase	140	1300	1,4	3,0	4,0	P21	115	52	55	102
MARINER 200-B	4-stroke-petrol	200	1250	1,0	5,9	8,0	P21	125	59	63	115
MARINER 200-E	3-phase	200	1250	1,0	4,0	5,5	P21	125	59	63	115
MARINER 250-B	4-stroke-petrol	250	1450	0,8	6,6	9,0	P31	125	59	63	120
MARINER 250-E	3-phase	250	1450	0,8	5,5	7,5	P31	125	59	63	135
MARINER 320-B	4-stroke-petrol	320	1450	0,6	9,6	13,0	P31	130	65	70	138
MARINER 320-E	3-phase	320	1450	0,6	7,5	10,0	P31	130	65	70	154

1) available with switch over device 330 / 225 bar or 225 bar/330 bar alternatively

2) Cylinder filling from 0 to 200 bar

3) Filling rate for 1 l cylinder capacity from 0 to 200 bar