

## MINI - VERTICUS III

Compact Air and Nitrogen Compressor

- › 85 - 1550 l/min
- › 25 - 350 bar

- › SOUNDPROOF
- › COMPACT AND POWERFUL

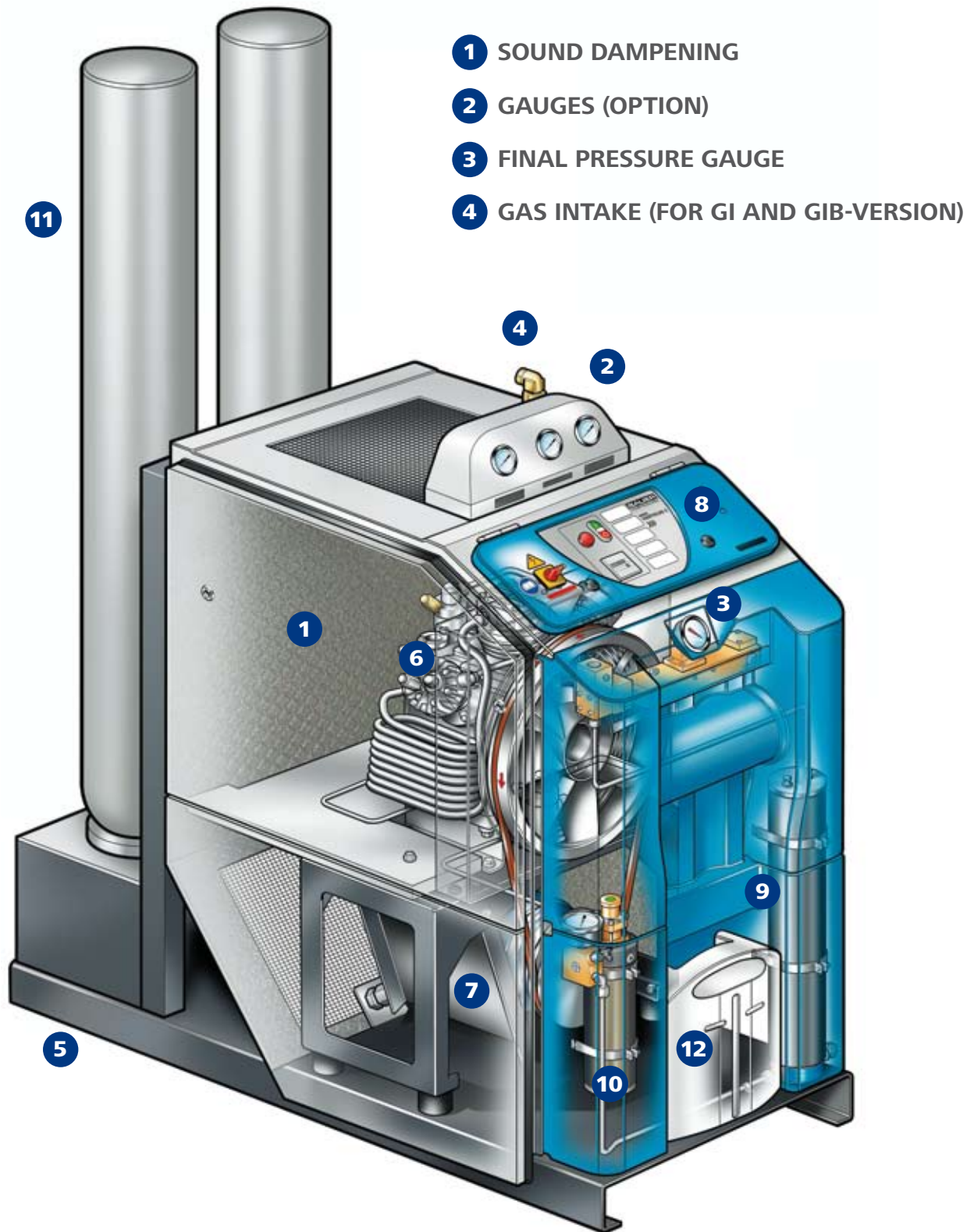


### The new MINI-VERTICUS III.

An approved unit in a new design, that sets new standards in technical excellence and ergonomics.

The perfect unit for small rooms and industrial applications - either as a booster or compressor drawing air from the atmosphere.

Designed for long life and low operating costs.



- 1** SOUND DAMPENING
- 2** GAUGES (OPTION)
- 3** FINAL PRESSURE GAUGE
- 4** GAS INTAKE (FOR GI AND GIB-VERSION)

- 5** EXTENDED BASE FRAME (OPTION)
- 6** COMPRESSOR BLOCK
- 7** 3-PHASE MOTOR
- 8** COMPRESSOR CONTROL

- 9** FILTER SYSTEM P41 / P61 (OPTION)
- 10** OIL AND WATER SEPARATOR
- 11** STORAGE CYLINDER, EACH 50 OR 80 LITRE (OPTION)
- 12** CONDENSATE COLLECTING TANK

## HIGH QUALITY COMPONENTS

### BAUER COMPRESSORS

are electric driven and manufactured from high-quality components.

- › The MINI-VERTICUS III is designed for continuous operation in industrial conditions.
- › Because of the well engineered cooling air circulation in the compressor housing and with an inter-cooler after every stage optimum heat dissipation is guaranteed.
- › The construction and configuration ensures that installation without a base is possible.
- › The construction is compact, making it suitable for installation, where limited space is available.

### COMPRESSOR BLOCK

At the heart of the compressor system, the proven and tested **BAUER KOMPRESSOREN** block guarantees reliability and maximum economy in service.

- › Durable and industrial anti-friction bearings.
- › Hardened, plasma nitrated cylinders with a special plateau honing for minimum oil consumption and abrasion of moving parts.
- › Virtually zero wear piston rings made of high-tech plastics in the high pressure final stage.
- › Maintenance-free low pressure oil pump with oil filter for a reliable lubrication and longevity of the block.
- › Interstage and afterstage coolers made of stainless steel.

### COMPRESSOR CONTROL

The conventional and approved assembling of the unit includes the most important functions for a reliable operation.

- › The intake pressure is additionally controlled at the GI-compressor and the booster-units.



*BAUER compressor control for safe operation*


### SUPER SILENT ENCLOSURE

For a very quiet operation at approx. 69 dB(A) because of the high absorbent special sound-dampening and sound suppression housing construction.

### AUTOMATIC CONDENSATE DRAIN

During the compression of air and nitrogen water and oil are separated from the gas flow, in the form of liquid condensate.

- › Through improved design of the new automatic condensate drain virtually no gas is lost. The condensate valves close automatically after draining the condensate and not after a time dependant period.



*Durable BAUER compressor block for continuous operation*

### FILTER SYSTEM P41 AND P61

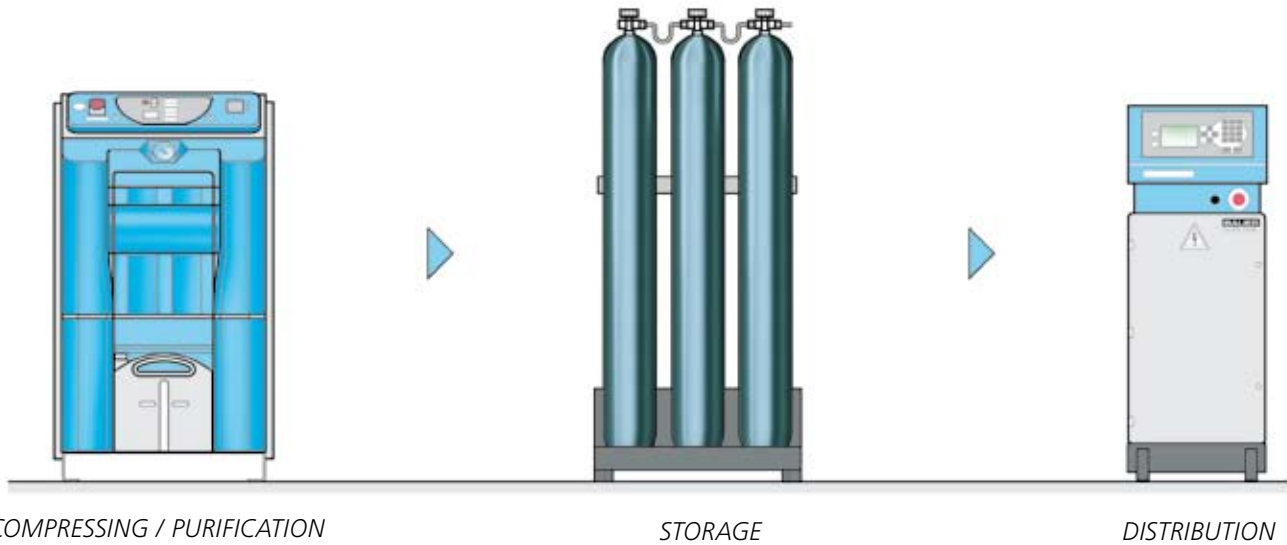
Depending on the application different gas and air quality is required.

- › With the BAUER high pressure filter systems P41 and P61 a pressure dew point of  $\leq -20^{\circ}\text{C}$  and a residual oil concentration of  $\leq 0,25 \text{ ppm}_w$  can be reached. This exceeds the high standards of the Standardisation EN 12021 and of the plastic industry.
- › The optional SECURUS Control System (only for high pressure units) continuously controls the saturation (humidity) and displays this at the compressor control.

### STORAGE

For complete systems, it is also possible to equip the MINI-VERTICUS III optional with two high pressure storage cylinders.

## PROCESS SUPPLY SYSTEM



## TECHNICAL DATA

Model	F.A.D. <sup>1)</sup>		Number of stages	Speed r.p.m	Motor power kW	Power consumption kW	Net weight approx. kg
	l/min	m <sup>3</sup> /h					
<b>350 bar / 5000 psig, High pressure compressor for air and nitrogen</b>							
MV-(G)I 100-3-3	85	5	3	900	3	2,2	255
MV-(G)I 100-4-3	125	7,5	3	1270	4	3,1	255
MV-(G)I 120-4-3	170	10	3	1200	4	3,7	260
MV-(G)I 120-5,5-3	215	13	3	1470	5,5	4,7	260
<b>63-90 bar* / 900-1300 psig, Medium pressure compressor for air and nitrogen</b>							
MV-B 12.4-4-3	*(30-63 bar)	215	13	1420	4	3,5	250
MV-E 12.4-2,2-3	*(64-75 bar)	130	8	900	2,2	2,0	240
MV-E 12.4-3-3	*(64-75 bar)	170	10	1150	3	2,7	245
MV-E 12.4-4-3	*(64-75 bar)	215	13	1420	4	3,7	250
MV-E 100-3-3	*(75-90 bar)	140	8	1350	3	2,8	245
MV-E 120-4-3	*(75-90 bar)	215	13	1300	4	3,7	250

Model	F.A.D. <sup>1)</sup>		Number of stages	Intake pressure (bar g)	Operating pressure bar	Speed r.p.m	Motor power kW	Power consumption kW	Net weight approx. kg
	l/min	m <sup>3</sup> /h							
<b>25-350 bar / 360-5000 psig, Medium and high pressure Booster for air and nitrogen</b>									
MV-GIB 12.2-5,5-3	200-475	12-93	2	5-11	90-350	1230	5,5	3,3-5,1	275
MV-BGIB 12.3-5,5-3	465-1550	28-93	1	5-10	25-50	1300	5,5	2,7-5,4	255

1) measured acc. to VDMA 4362, tolerance  $\pm 5\%$ , with gas flow meter at final pressure at 0,8 factor of final pressure