

CFS DUO COMPACT - FUEL - STATION

MODULAR EXTENDABLE - SYSTEM



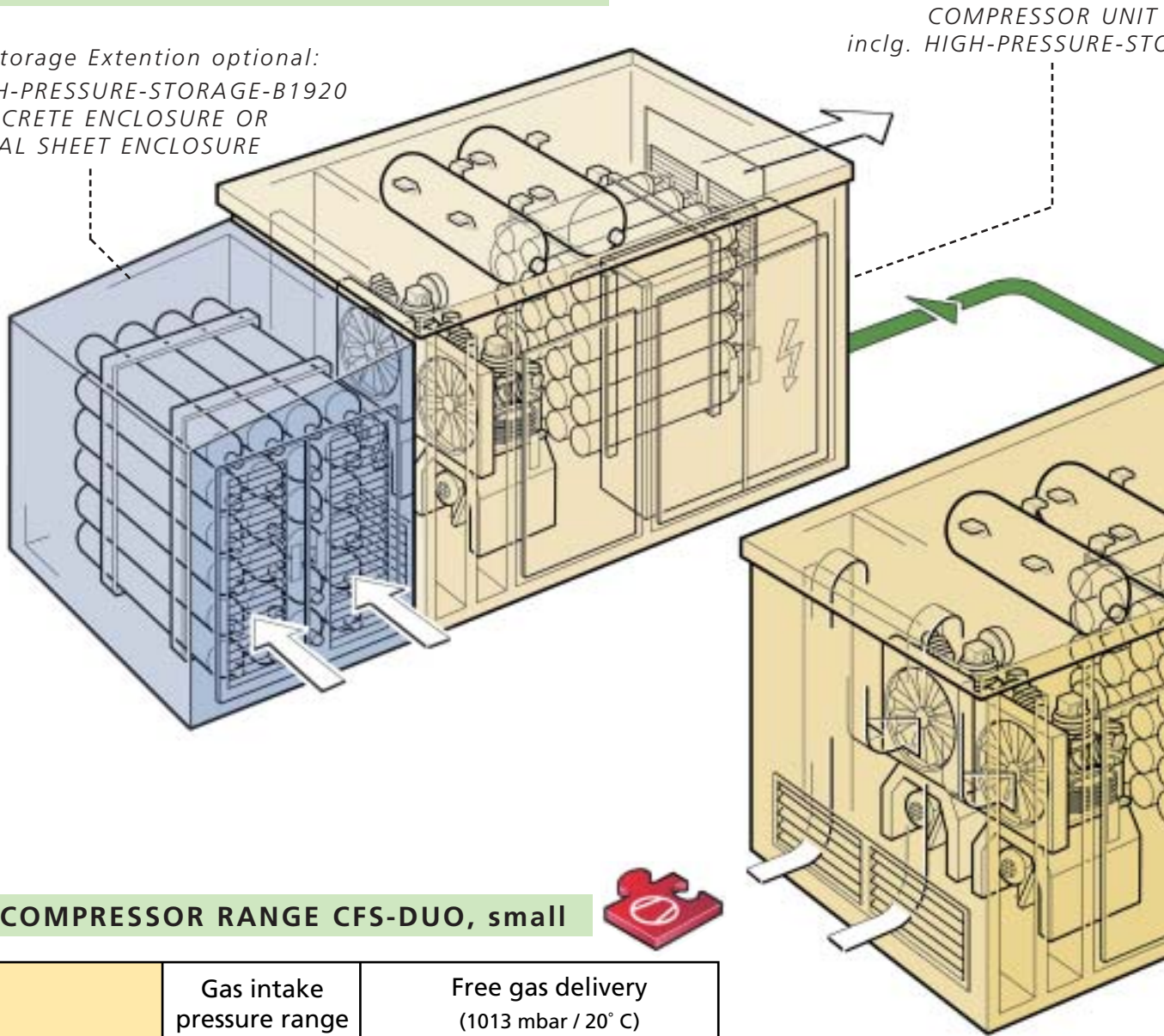
FAST FILL

THE CNG - REFUELLING SYSTEM

THAT GROWS ACC. TO YOUR DEMAND

Inter Storage Extention optional:

- HIGH-PRESSURE-STORAGE-B1920
- CONCRETE ENCLOSURE OR
- METAL SHEET ENCLOSURE



COMPRESSOR UNIT
inclg. HIGH-PRESSURE-STO

CNG-COMPRESSOR RANGE CFS-DUO, small

Model:	Gas intake pressure range	Free gas delivery (1013 mbar / 20° C)
CFS 120 -5,5 DUO I CFS 120 -5,5 DUO II	10 - 300 mbar _ü / 0,2 - 5 psig	11,8 - 15,8 m ³ /h / 6,9 - 9,3 scfm 23,6 - 31,6 m ³ /h / 13,9 - 18,6 scfm
CFS 150 -13 DUO I CFS 150 -13 DUO II	10 - 300 mbar _ü / 0,2 - 5 psig	32,4 - 40,8 m ³ /h / 19,0 - 24,0 scfm 64,8 - 81,6 m ³ /h / 38,1 - 48,0 scfm
CFS 22.0 -30 DUO I CFS 22.0 -30 DUO II	10 - 300 mbar _ü / 0,2 - 5 psig	54 - 70 m ³ /h / 31,8 - 41,2 scfm 108 -140 m ³ /h / 63,6 - 82,4 scfm
CFS 23.1 -37 DUO I CFS 23.1 -37 DUO II	10 - 300 mbar _ü / 0,2 - 5 psig	70 - 90 m ³ /h / 41,2 - 53,0 scfm 140 -180 m ³ /h / 82,4 - 106,0 scfm

COMPRESSOR UNIT
inclg. HIGH-PRESSURE-STORA

CFS 15.4 -13 DUO I CFS 15.4 -13 DUO II	2 - 4 bar _ü / 30 - 60 psig	28 - 48 m ³ /h / 16,5 -28,3 scfm 56 - 96 m ³ /h / 33,0 - 56,5 scfm
---	--	---

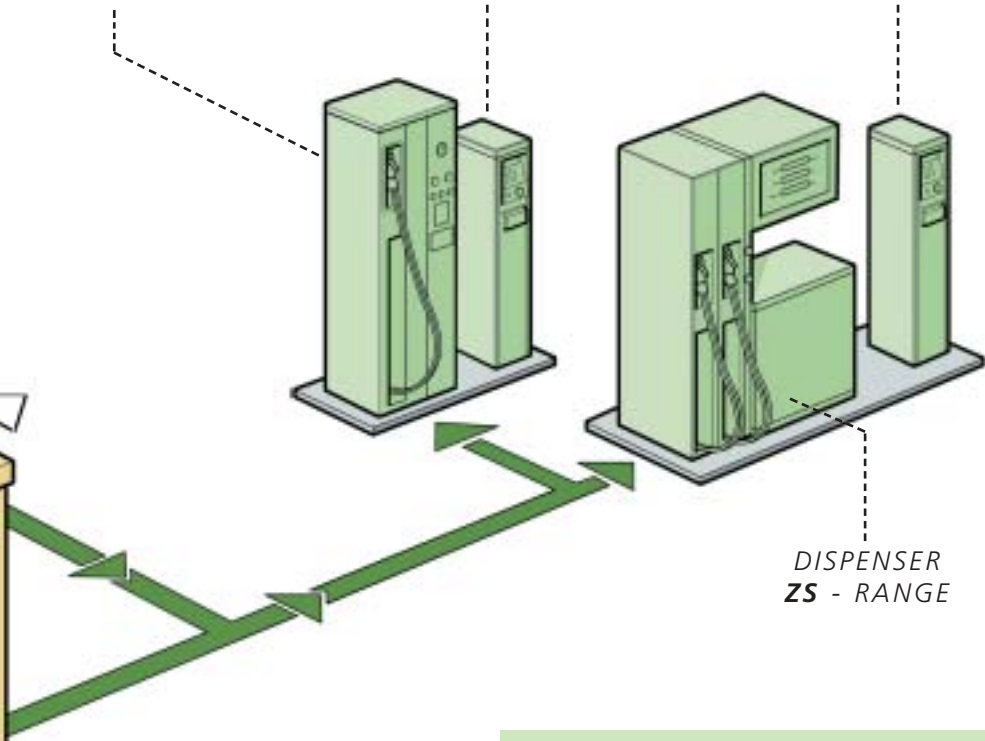
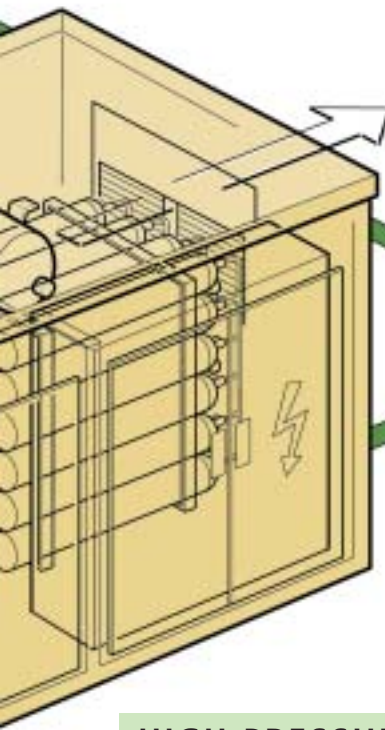
DRAGE

EXTERNAL
FILL POST
FP - RANGE

AUTOMATIC
VENDING MACHINE
TA - RANGE

AUTOMATIC
VENDING MACHINE
TA - RANGE

DISPENSER
ZS - RANGE



FILL POST / DISPENSER

Model	FP	ZS
- Refuelling adapter NGV1	ND8 / ND12	ND8 / ND12
- Flow capacity max.		
- NGV1 ND8 /	28 kg /min 62 lbs /min	28 kg /min 62 lbs /min
- NGV1 ND12	35 kg /min 77 lbs /min	35 kg /min 77 lbs /min
- Refuelling time		
- NGV1 ND8		
- car (80l /2,8 cf)*	approx. 2min	approx. 2min
- van (160l /5,6cf)*	" 3min	" 3min
- bus /truck (560l /19,8cf)*	" 5min	" 5min
- NGV1 ND12		
- bus, truck (1080l /38,2cf)*	approx. 9 min	approx. 9 min
- Mass flow metering	●	●
- Authority calibrated	●	●
- Automatic vending machine	●	○

● standard ○ option
* geometric volume of vehicle tank

HIGH PRESSURE STORAGE



3 - bank - storage	B1920
- Filling pressure max. :	300 bar 4 350 psig
- Stored free gas volume max. :	670 m ³ _N 23600 scf
- Available free gas volume max. :	230 m ³ _N 8100 scf
- Refuelling capacity up to max. :	
- car (80l /2,8 cf)* min:	14
- van (160l /5,6 cf)* min:	6
- bus, truck (560l /19,8 cf)* min:	1
- bus, truck (1080l /38,2 cf)* min:	0,8

* geometric volume of vehicle tank

GE

SET UP OF MODULAR SYSTEM

BASIC COMPRESSOR UNIT

CFS-DUO RANGE, small

- Intake line
- Compressor
- Electric motor (Ex) proof
- SPS - control
- Automatic condensate drain device
- Start-up unloading
- High pressure gas purification-downstream of compressor
- Silent concrete housing
- Gas leakage alarm device
- Pressure dewpoint monitoring (optional for models: CFS 120 / CFS 150 / CFS 15.4)

FAST-FILL

- 3-bank-storage B1920
- Fully automatic priority filling and sequential refuelling control
- Refuelling pressure limitation
- **Fill Post**
 - **FP1-M/TA** (NGV1-ND8) incl. gaugeable mass flow metering for carrier fleet refuelling stations. Cars, vans a.o.
 - **FP2-M/TA** (NGV1-ND12) incl. gaugeable mass flow metering for carrier fleet refuelling stations. Trucks, buses a.o.
- Dispenser**
 - **ZS1** (NGV1-ND8)
 - **ZS2** (NGV1-ND12)incl. gaugeable mass flow metering for carrier fleet refuelling and stations with public access. With option for automatic vending machine, incl. card reader

COMPLETE UNIT

Optional:

- Extension with 2nd compressor
- Extension with 2nd high pressure storage
- Extension with enlarged gas purification system for longer life span of dryer adsorbens
- Commissioning at site / taking into operation / instruction of staff
- Inspection testing
- Training



BAUER KOMPRESSOREN GmbH

POSTFACH 710260 · D-81452 MÜNCHEN
DRYGALSKI-ALLEE 37 · D-81477 MÜNCHEN
TEL. (089) 78049 - 0
FAX (089) 78049 - 167
Internet: www.bauer-kompressoren.de
e-mail: info@bauer-kompressoren.de